

SYSTEM LUBRICATION MULTI-DELIVERY

CATALOG N° 803/25

25



**ADVANCED FLUID
MANAGEMENT SOLUTIONS**






HELP THE NATURE

Packaging contains, depending on the articles, one or more of the following materials; they must be recycled in accordance with current regulations in the country of use.

cardboard • polyethylene sack • polystyrene paper • wood • nails • plastic strap cellophane • clips • gummed paper





**ADVANCED FLUID
MANAGEMENT SOLUTIONS**



DESIGN IS AN

Art





founded in 1975



*the human side
of Quality*



STUDY, RESEARCH AND DESIGN

The real strength of a firm starts with the ability of its study and research departments to always find the most suitable solutions to address market demands.



TESTING AND INSPECTIONS

A sophisticated test room enables careful testing of the quality of new products before they are put on the market.

ASSEMBLY LINES

Dedicated equipment specially designed to facilitate assembly operations, at the same time allowing an effective and automatic control of quality.





STORAGE OF COMPONENTS

Our vertical stores enable quick and careful preparation of the components and spare parts intended for assembly and sale.



TECHNOLOGY
INNOVATION
QUALITY
SAFETY
RELIABILITY



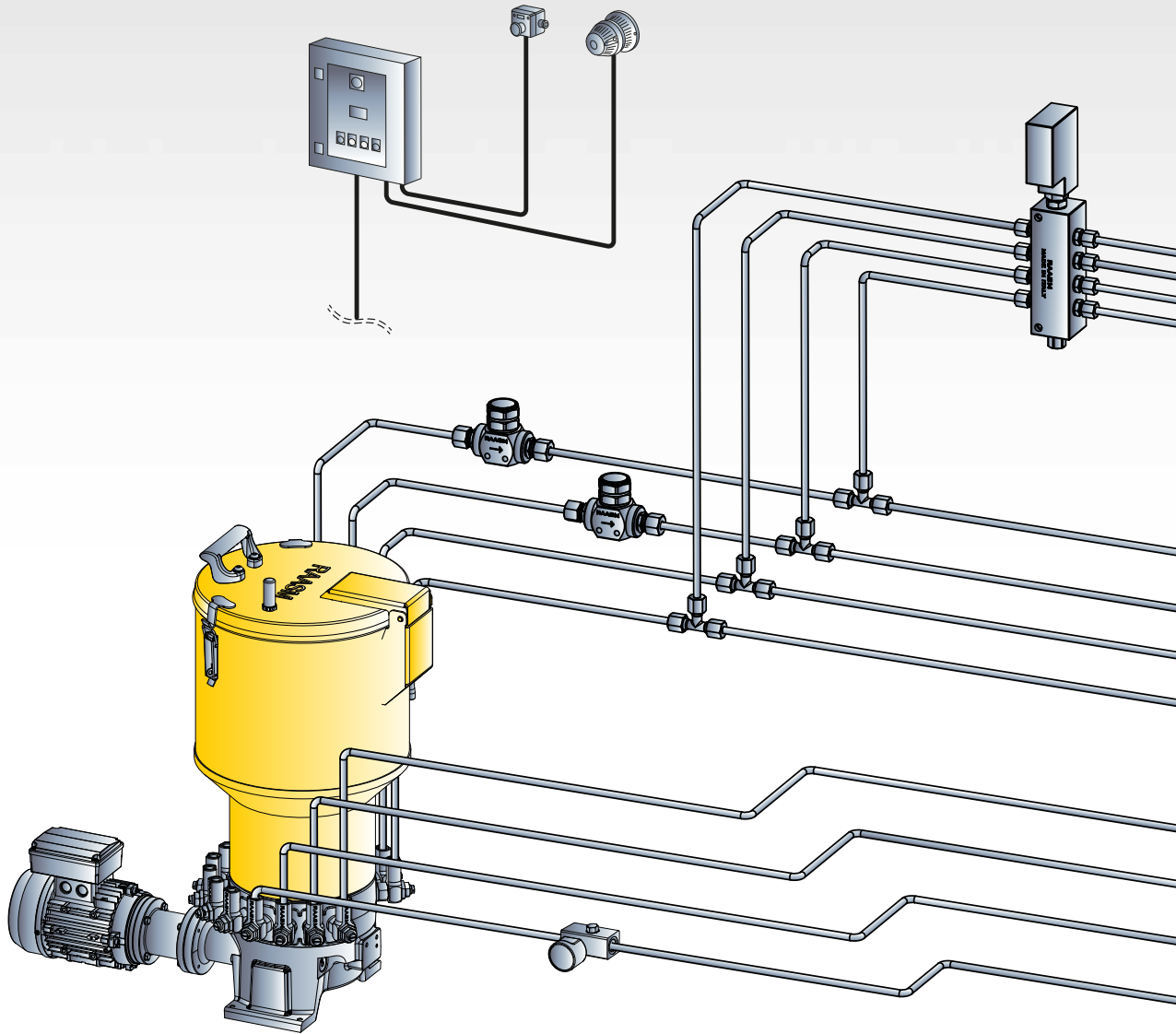
TECHNICAL ASSISTANCE

RAASM has the most complete range of products for lubrication and the dispensing of fluids. The aim is to always respond fully to the questions of our customers and meet all their needs.





SYSTEM 25 MULTI-DELIVERY

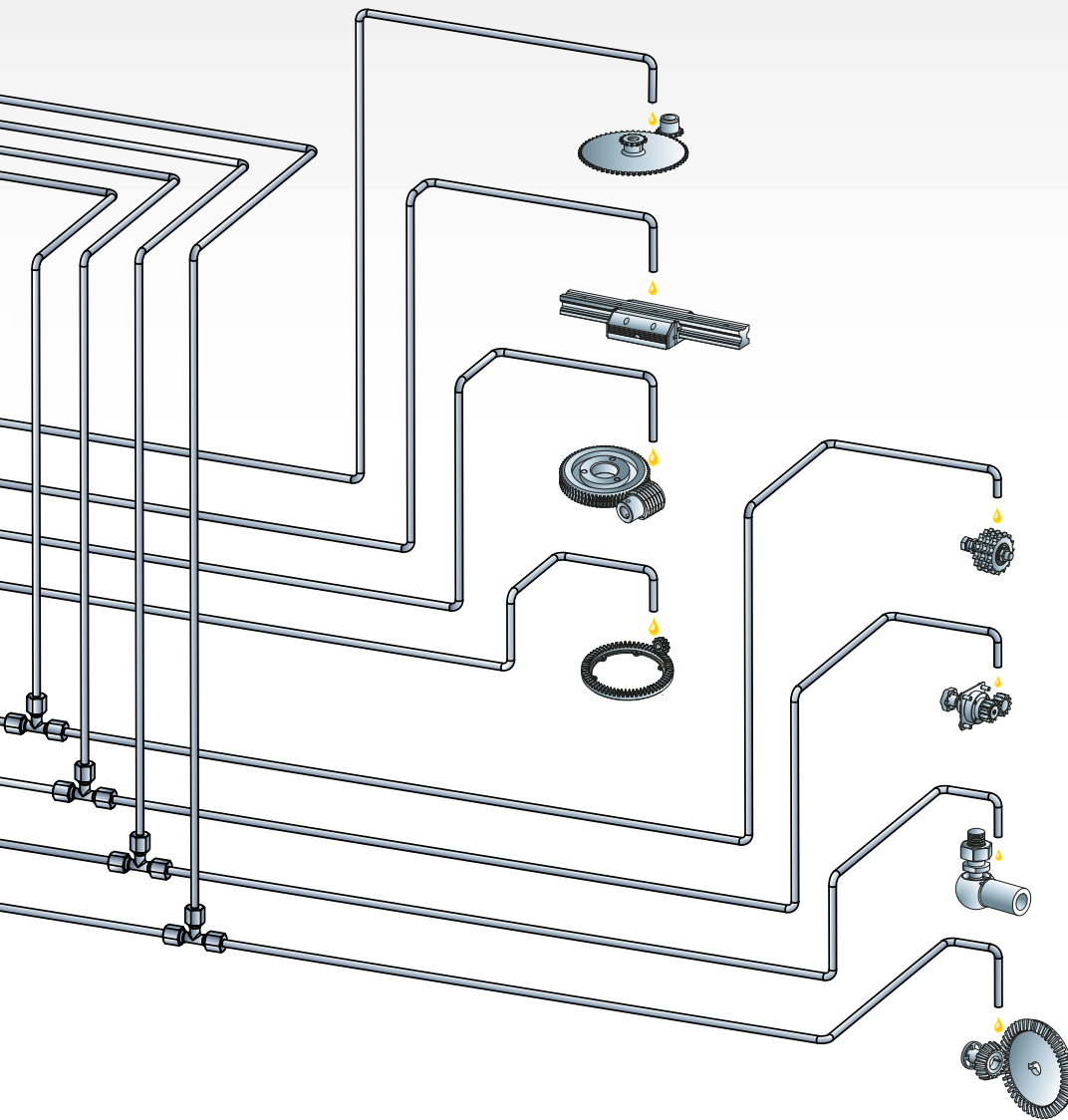


■ **SERIES**
C25S
page 12

The multi-delivery system allows up to 16 separate user points to be lubricated. The central pumping unit comprises an electric pump radially fitted with a series of pumping elements which, through the movement of a cam, push in succession the lubricant to the various deliveries from where as many feed lines start. With this system, lubricating oils and greases with maximum grade of NLGI 2 can be used.

The pump assembly can be supplied by a minimum of 1 up to a

maximum of 16 pumping elements with adjustable delivery. Each pumping element feeds one line, directly to users, volumetric distributors or distributors for spray lubrication. A maximum pressure switch, connected to a special manifold, allows the control of any sudden changes in pressure in the various lines, which may be due to impurities or foreign matter obstructing the flow of lubricant.



ADVANTAGES

- Supplies an exact amount of lubricant from a pumping unit to various lubrication points placed at medium-short distances, by adjusting the delivery of the pumping elements.
- Pumping unit ensuring easy maintenance and very safe operation, working with oil as well as grease.
- Pumping element delivery adjustable by means of an adjusting screw
- Possibility of using from 1 to 16 pumping elements, with position and orientation as required by the user.
- Pumping elements easily removable and replaceable.
- Possibility of monitoring the system by means of special control and management equipment
- Variability of deliveries from 4.2 to 140 cm³/min (grouping the pumping elements in a single delivery)



**ADVANCED FLUID
MANAGEMENT SOLUTIONS**

Series C25S



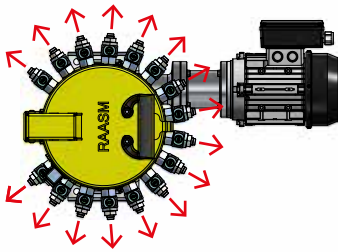
www.raasm.com



SERIES C25S MULTI-DELIVERY PUMP

This series of pumps has been designed to combine high operating safety, easy maintenance and also the possibility of adjusting the delivery directly with an adjusting screw on the pumping element.

The adjusting screw on the pumping element has three measurement notches showing the required delivery value. Depending on the feed motor and the reduction unit ratio, with 1 pumping element, having a cycle capacity of 0,29 cm³, 4,20 - 6,00 - 8,70 cm³/min delivery quantities of can be reached.



TECHNICAL CHARACTERISTICS

Max. delivery (pump element) *	4,2 - 6,30 - 8,5 cm ³ /min
Delivery (for pumping element)	P/N 2581100 - 0,29 cm ³ /cycle
Max. operating pressure	400 bar
Tank capacity	10-30-70 litres
No. pumping elements	1 - 16
Ratio of reducer in pump	35:1 - 70:1
Filling union	F 1/2" BSP
Lubricant outlet union	F 1/4" BSP
Temperature	- 25 °C / + 60 °C
Lubricant	Oil > 40 cSt - Greases max NLGI 2
Electric min. level control	Standard
Electric min. max. level control	Optional
Motor	Power: 0,25 kW
	230/400 V AC - 50 Hz - 275/480 V AC - 60 Hz *
	Speed 6 poles: 870 ÷ 1100 rpm
	Speed 4 poles: 1370 ÷ 1660 rpm
	Protection: IP 55

* Approx. delivery with grease NLGI 2 a 18 °C. (The lubricant must have technical characteristics in compliance with working temperature).

* Different rated voltages have to be indicated in the purchase order

GUIDE TO CHOOSING PUMP

P/N		Tank capacity (litres)	No. pumping elements	Reducer ratio	Motor	Delivery (cm ³ /min)
Grease	Oil					
2500600	2503480	10	4	70:1	6 poli	17
2500720	2503600	10	8	70:1	6 poli	34
2501680	2504560	30	8	70:1	6 poli	34
2501920	2504800	30	16	70:1	6 poli	68
2502640	2505520	70	8	70:1	6 poli	34
2502880	2505760	70	16	70:1	6 poli	68
2500120	2503000	10	4	70:1	4 poli	25
2500240	2503120	10	8	70:1	4 poli	50
2501200	2504080	30	8	70:1	4 poli	50
2501440	2504320	30	16	70:1	4 poli	100
2502160	2505040	70	8	70:1	4 poli	50
2502400	2505280	70	16	70:1	4 poli	100
2500585	2503465	10	4	35:1	6 poli	35
2500705	2503585	10	8	35:1	6 poli	70
2501665	2504545	30	8	35:1	6 poli	70
2501905	2504785	30	16	35:1	6 poli	140
2502625	2505505	70	8	35:1	6 poli	70
2502865	2505745	70	16	35:1	6 poli	140

STANDARD EQUIPMENT



Low level capacitive sensor.



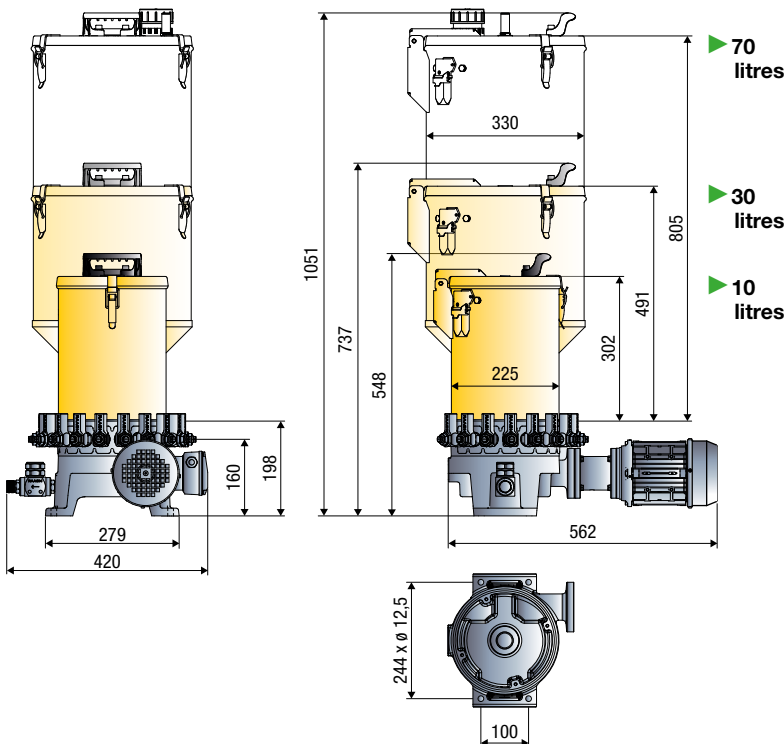
Visual level indicator for oil and grease.

ON REQUEST



High level capacitive sensor.

OVERALL DIMENSIONS (mm)



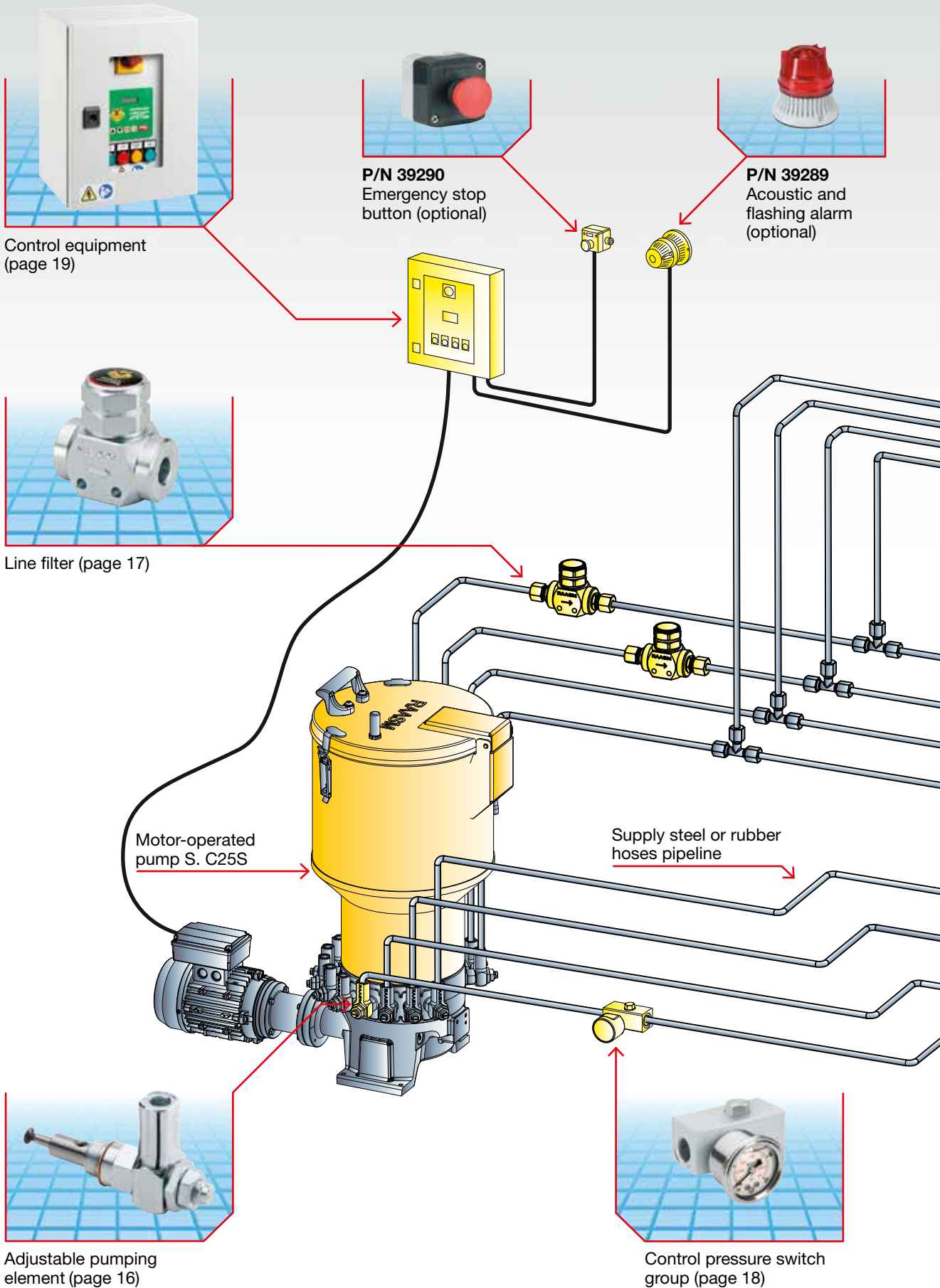
	10 litres	
	Grease	Oil
Packing-m ³	1-0,141	1-0,141
Net weight Kg	31,3	31,1
Gross weight Kg	43,1	42,9

	30 litres	
	Grease	Oil
Packing-m ³	1-0,208	1-0,208
Net weight Kg	36,5	36,2
Gross weight Kg	48,7	48,4

	70 litres	
	Grease	Oil
Packing-m ³	1-0,296	1-0,296
Net weight Kg	41	40,3
Gross weight Kg	53,8	53,1



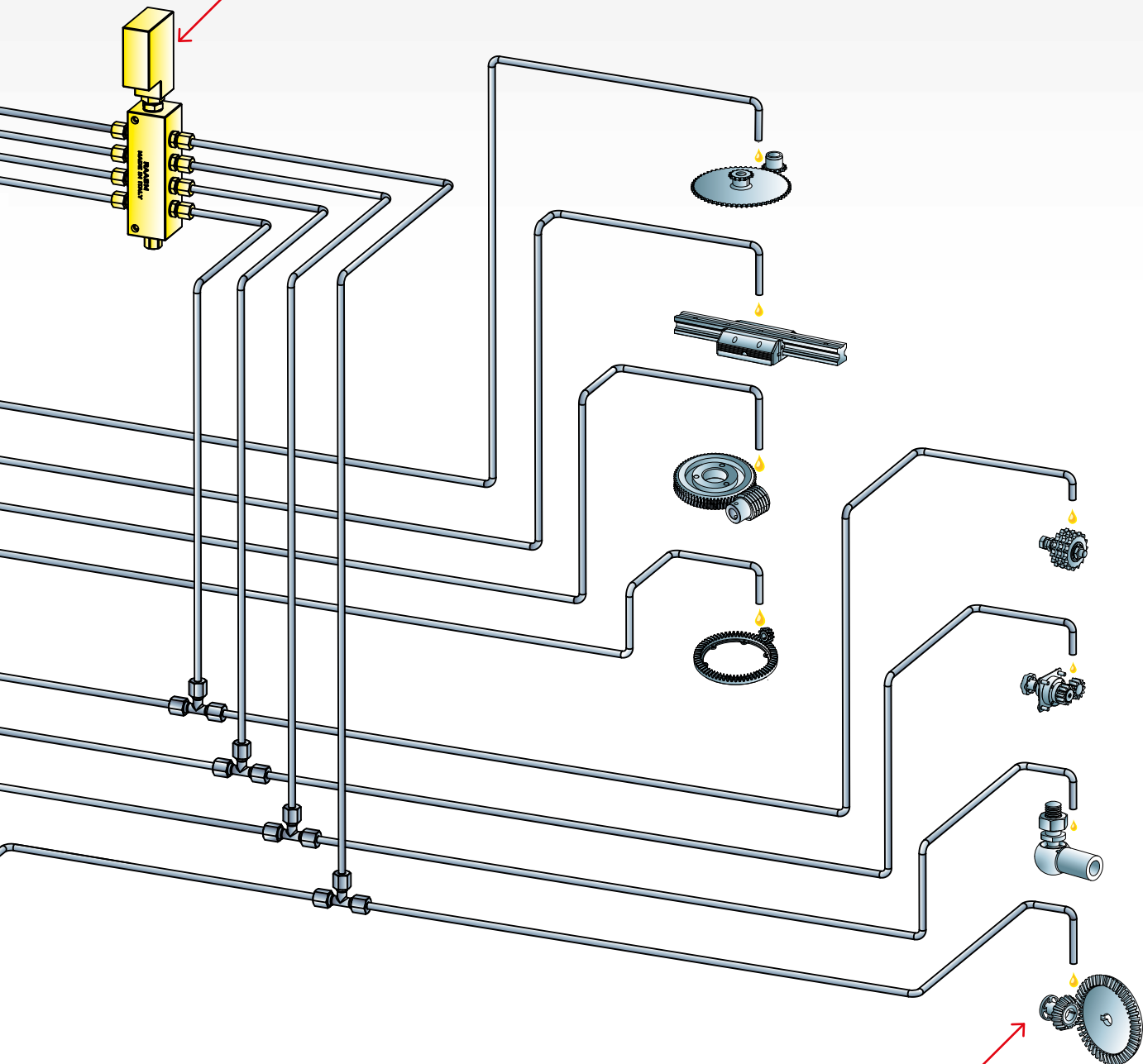
Type of lubrication system with



MULTI-DELIVERY PUMP SERIES C25S



Control manifold with pressure switch (page 18)



Lube point: In the plant are represented some types of moving parts that need to be lubricated



PUMPING ELEMENT

A wide range of flow rates is suitable, thanks to the following configurations:

- the delivery per cycle of each single pumping element can be adjusted from 0 to 0.29 cm³ operating on the regulator assembly.
- the required amount of lubricant for each cycle can be dispensed by joining two or more pumping element outlets;
- three operating speeds (cycles per minute) are available by the electro motors and reduction gears coupling: this enables a more accurate dispensing, depending on users' need.

The pump C25S is designed to be connected directly to the user points, therefore its pumping elements are used the same way as volumetric dosers. Each pumping element combines easy maintenance with high operating safety thanks to the two single-acting valves and delivery regulating unit. The pumping element is mounted radially on the chrome-plated aluminium base and fixed to a ring coupled to eccentric shaft. This is centrally mounted to the pump from which receives the axial pumping movement. This movement allows the suction and pumping of the lubricant without using springs which could deteriorate or break.

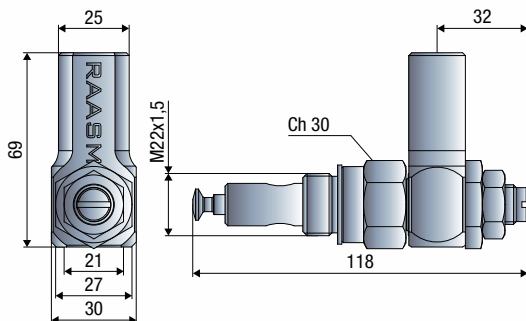


TECHNICAL CHARACTERISTICS

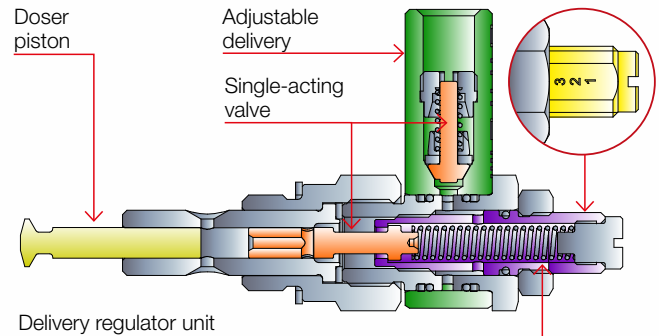
P/N	2581100	
Doser piston diameter	7 mm	
Stroke length	16 mm	
Max flow rate	*	0,29 cm ³ /cycle
Flow rate with 70:1 motor 6 poles	*	4,2 cm ³ /min
Flow rate with 70:1 motor 4 poles	*	6,3 cm ³ /min
Flow rate with 35:1 motor 6 poles	*	8,5 cm ³ /min
Outlet connection	F 1/4" BSP	
Max flow rate motor R70:1 - 6 poles	*	with 16 doser pistons - 68 cm ³ /min
Max flow rate motor R70:1 - 4 poles	*	with 16 doser pistons - 100 cm ³ /min
Max flow rate motor R35:1 - 6 poles	*	with 16 doser pistons - 140 cm ³ /min

* Approx. delivery with grease NLGI 2 a 18 °C

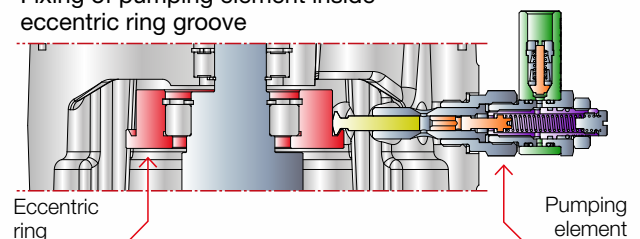
OVERALL DIMENSIONS (mm)



ADJUSTABLE PUMPING ASSEMBLY



Fixing of pumping element inside eccentric ring groove



Doser piston flow rate	Adjustable from 0 a 0,29 cm ³ /cycle
Notch to regulate flow rate	1 - 2 - 3
Flow rate for each notch (1-2-3)	0,00 - 0,15 - 0,29 cm ³ /cycle



FILTER AND LEVEL SENSOR

Filters. In order to ensure proper functioning of the system and that the lubricant intended for user points is totally free of impurities, the installation of appropriate filters at the control unit inlet (for filling) and outlet is recommended.

The sturdy steel structure of filters ensures a sure sealing and also allows their use in centralized lubrication systems where high operating pressures (500 bar). Working with lubricating oils and greases, they are placed on the pumping unit outlet and along the pipeline.

The minimum and maximum level sensor capacitive indicates when the minimum or maximum level of lubricant in the tank is reached, with an electrical signal to the control equipment.

FILTER

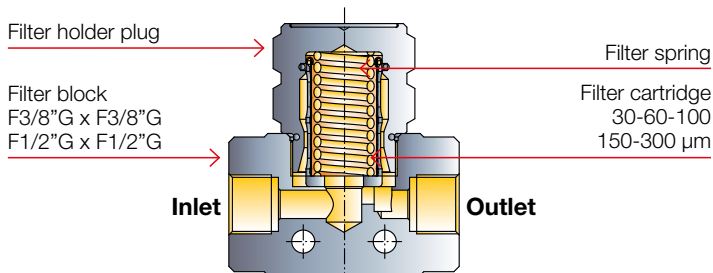
LEVEL SENSOR



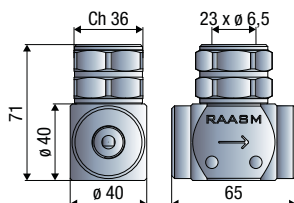
TECHNICAL CHARACTERISTICS

P/N	Filter	1581800
Typology	Oil and Grease	-
Max working pressure	500 bar	-
Filtration degree	30 - 60 - 100 - 150 - 300 µm	-
Lubricant inlet connection	F 3/8"BSP - F 1/2"BSP	-
Lubricant outlet connection	F 3/8"BSP - F 1/2"BSP	-
Voltage	-	10 - 30 VDC
Max outlet current	-	200 mA max
Protection degree	-	IP 67
Contact	-	PNP
Working temperature	- 25 °C / + 60 °C	- 25 °C / + 60 °C
Lubricant	Oil > 40 cSt - Greases max NLGI 2	-

DELIVERY FILLING FILTER



OVERALL DIMENSIONS (mm)



Lubricant	P/N	Connection	Filtration degree (µm)
Oil and Grease	2080900	F 3/8" G	30
	2080930		60
	2080950		100
	2080800	F 3/8" G	150
	2080801		300
	2080901	F 1/2" G	30
	2080931		60
	2080951		100
	2080850		150
	2080851	F 1/2" G	300



CONTROL MANIFOLD CONTROL PRESSURE SWITCH GROUP

The control manifold with pressure switch, in white galvanized steel controls the delivery pressure of each line. It sends an alarm signal if the measured pressure is higher than a predefined value.

For example, this can occur in case of an obstruction on a pipe or at a user point. It is able to manage up to 8 delivery points. For more than 8 delivery points up to 16 connect in series another manifold.

It is also provided with a discharge outlet on the bottom of the manifold block. Each inlet is equipped with a single-acting valve with F 1/4 "G connection.

If less than 8 or 16 inlets are used, just screw a plug on those that are not necessary.

Control pressure switch group, allows to check if the overpressure valve in the control manifold works properly, by simulating an obstruction.



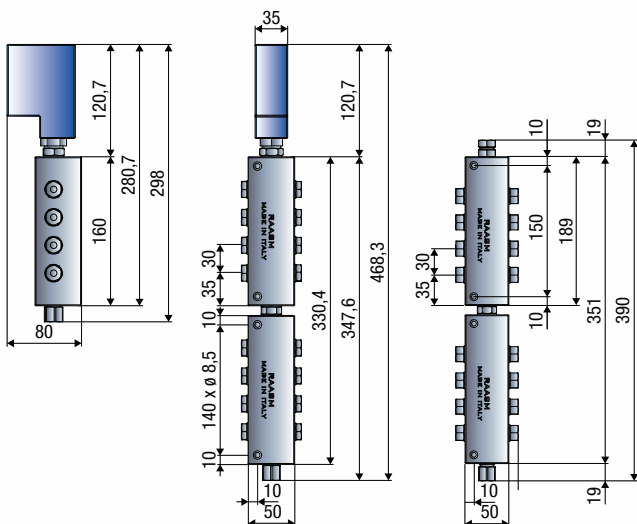
TECHNICAL CHARACTERISTICS

	Control manifold	Control pressure switch group
P/N	see table below	2581200
Max working pressure	400 bar	400 bar
Electric contact	with clamps	-
Inlet connections	F 1/4" BSP	-
Working temperature	- 25 °C / + 60 °C	-
Lubricant	Oil > 40 cSt - Greases max NLGI 2	-
Inlet/outlet connections	-	F 3/8" BSP

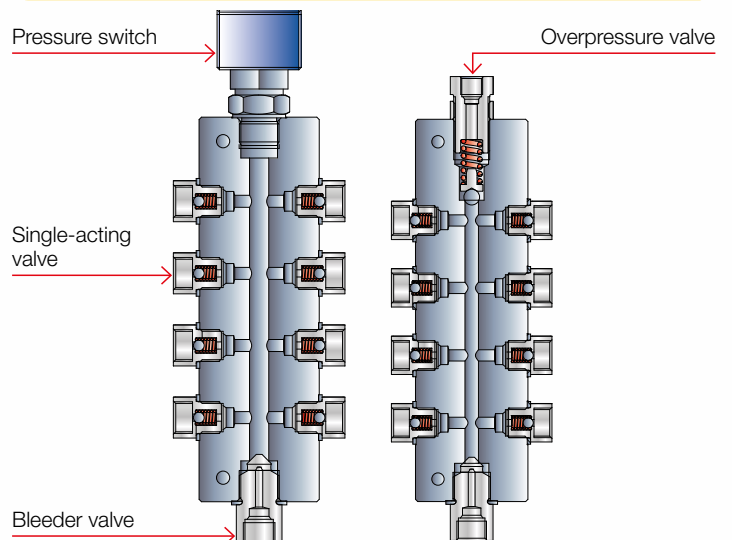
Inlet	P/N	Control	Working pressure (bar)	Protection degree
8	2581300	Pressure switch	from 30 to 400	IP55
16	2581310		from 30 to 400	IP55
8	2581320	Without	from 400	-
8	2581330	Overpressure valve	from 50 to 400	-
16	2581340		from 50 to 400	-

OVERALL DIMENSIONS (mm)

DOUBLE INSTALLATION



CONTROL MANIFOLD WITH MANOMETER OR OVERPRESSURE VALVE





CONTROL EQUIPMENT

200÷500 V AC 50/60 Hz

System control board

The control equipment is dedicated to the management and control of centralized single-line lubrication. The dedicated card installed inside controls the inlet and outlet signals of the whole system.



TECHNICAL CHARACTERISTICS

P/N	2170031	2170036	2170035
Proper for pump	C25S	C25S	C25S
Voltage	200÷500 V AC	200÷500 V AC	200÷500 V AC
Power consumed *	1500 W max	1500 W max	1500 W max
Button start /stop	NO	YES	YES
Light allarm	NO	YES	YES
Light filling	NO	YES	NO
Tank full light	NO	YES	NO
Trasparent window	NO	YES	YES
Filling control	NO	NO	NO
Protection rating	IP54	IP55	IP55
Working temperature	- 25°C / +60 °C	- 25°C / +60 °C	- 25°C / +60 °C

* Depends on the type of motor applied to the pump.

The card is installed in a metal box provided with or without transparent window and communicates with a display integrated into an easy to use flexible membrane keyboard. Within the enclosure all the components (connections, remote control switches, fuses, etc.) are easy accesable.

- Display integrated into the flexible membrane keyboard
- Simple user interface based on a menu, easy to start configure and programme
- Rugged and waterproof cover, meets the requirements of IP55
- Ability to customize the lubrication intervals, pause and the cycle count
- Programming of the operating parameters protected by password
- Call system filling tank (on request) with high level light indicator.



INPUT AND OUTPUT SIGNALS

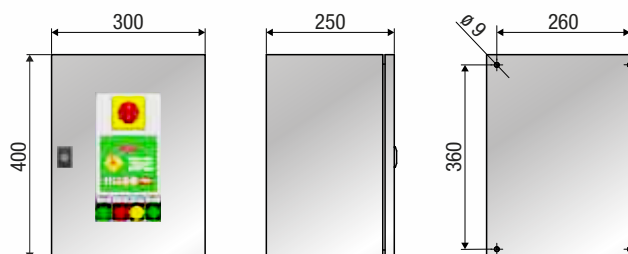
Input signals

- Start/Stop remote
- Cycle-counter/Pressure switch L1
- Cycle-counter/Pressure switch L2
- Low level tank
- Safety pressure switch maximum pressure
- Thermal protection three-phase motors
- Remote stand by cycle
- Micro-inverter L1
- Micro-inverter L2
- Remote emergency button

Output signals

- Power motor pump
- Power
 - motor inverter
 - pressure discharge valve
 - solenoid inverter 1
- Power relay solenoid inverter 2
- Remote operation lamp
- Remote warning lamp

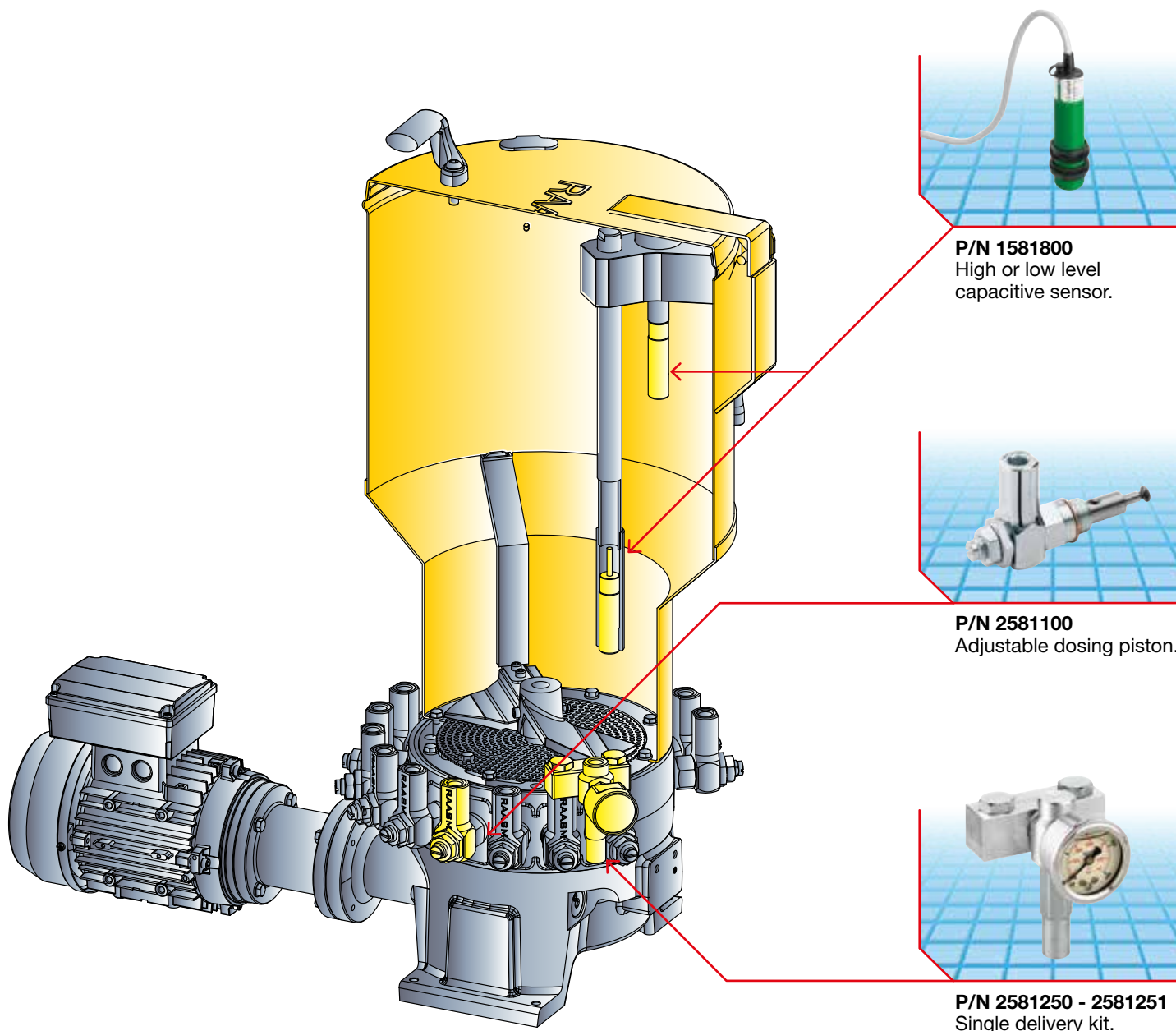
OVERALL DIMENSIONS (mm)



Packing-m ³		1-0,03
Net weight Kg		15,2-15,4
Gross weight Kg		15,5-15,7



ACCESSORIES PUMP SERIES C25S



P/N 1581800
 High or low level
 capacitive sensor.



P/N 2581100
 Adjustable dosing piston.



P/N 2581250 - 2581251
 Single delivery kit.

P/N	Description	Connection	Flow rate/Pressure
1581800	High or low level capacitive sensor	M 18 x 1	-
2581100	Adjustable dosing piston \varnothing 7 mm	M22 x 1,5	0,29 cm ³ /cycle
2581250	2 deliveries union bridge kit	M 1/4"G	100 - 300 bar
2581251	2 deliveries union bridge kit with manometer	M 1/4"G	100 - 300 bar

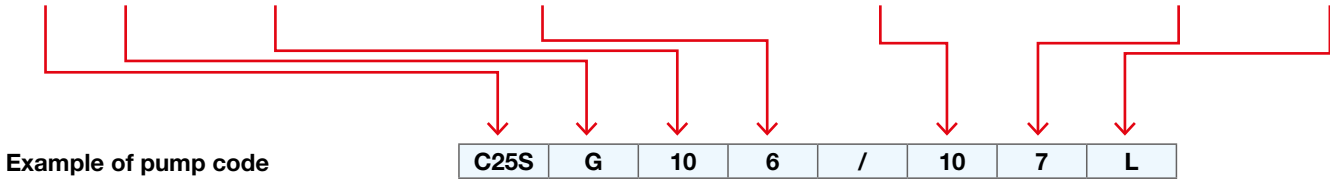


Customized pumps selection guide

Should the specific requirements be different from the ones of standard pumps, follow this model to customize your own pump.

SERIES C25S


Series	Lubricant type		Tank capacity			Poles		No. pumping elements																Ratio		Level control		
	G	O	10	30	70	4	6	1	2	3	4	5	6	7	8	9	10	11	12	13	14	15	16	3	7	O	L	Y
C25S	Grease (max NLGI 2)	Oil (> 40 cSt)	litres	litres	litres	4 poles	6 poles	1	2	3	4	5	6	7	8	9	10	11	12	13	14	15	16	R 35:1	R 70:1	without minimum level	with minimum level	with minimum/maximum level



Example of pump code

C25S G 10 6 / 10 7 L





**ADVANCED FLUID
MANAGEMENT SOLUTIONS**

RAASM has a wide range of lubrication equipments an solutions. Have a look at them an our specific catalogue.

www.raasm.com





RAASM products
are present worldwide through a network of
qualified dealers.

GENERAL SALES CONDITIONS

FOR FOREIGN MARKETS



The following general sales conditions regulate the sale of goods and services by the company RAASM S.p.A. for customers residing outside the territory of the Italian State.

P/N 1 GOODS DELIVERY TERMS

The goods are delivered ex works RAASM S.p.A. The subsequent transport/shipment must occur by, in the name and at the expense of the purchasing customer, even by means of a carrier appointed and designated by the same. All risks arising from loading, subsequent custody and transport are borne entirely by the purchasing customer.

P/N 2 MINIMUM ORDERS

Each order cannot be for less than € 1,500.00, net of fees, taxes, customs duties, discounts and rebates and any other charges not included in the price of the goods. If, at the option of RAASM S.p.A., orders for lower amounts are accepted, an extra charge of € 155,00 shall be applied for order management administrative expenses.

P/N 3 ACCESSORIES

All the accessories given in the price list (plugs, oil bar taps, oil guns, grease guns, probes, protection caps, clutches, swivelling supports, etc.) are supplied exclusively for fitting to or combining with the items RAASM S.p.A. produces

P/N 4 COMPLAINTS

Any defects immediately noticed after a brief inspection of the goods (damage, shortages or different product from that ordered) must be notified in writing to our company within 8 (eight) days of receipt the goods. Any defects in the product noticeable only during its use must be notified in writing to RAASM S.p.A. within 8 (eight) days of being detected. Any returns of goods must be authorized in advance by RAASM S.p.A. and freight charges are at the customer's expenses.

P/N 5 DELIVERY TIMES/TERMS

Delivery times and dates are only approximate and are subject to change. Any delays in delivery do not entitle the customer to cancel the order or claim compensation for damages caused by delay of delivery. Delivery times for urgent orders must be agreed directly with RAASM S.p.A. RAASM S.p.A. has the right not to carry out the order and/or totally or partially carry it out, without this giving rise to reimbursement or claims for compensation for damage.

P/N 6 PACKS AND PACKAGING

Packaging costs are included in the price, except for special packing, which shall be charged at cost.

P/N 7 PRICES

The current Price list cancels and replaces the previous price list. In the event of changes to our price list and/or individual items, the goods shall be forwarded at the price in force on the day of the order confirmation. The price list and/or the prices of individual items can be changed even without notice, according to the changes in market conditions or technical innovations/modifications made to the product. The prices are understood to be ex works RAASM S.p.A.

P/N 8 PAYMENTS

Payments must be made exclusively to RAASM S.p.A. at the agreed conditions. Under no circumstances will deductions or roundings be accepted. In case of late payment with respect to the agreed conditions, RAASM S.p.A. reserves the right to charge interest at the current rate, effective from the day after that agreed for payment, plus any additional expenses. Discounts conditional on the payment term and already credited shall be recharged.

P/N 9 WARRANTY

RAASM S.p.A. provides each product with the communication of particular instructions for the installation, use and maintenance requirements and the need to carry out possible checks on the product. All the technical information and data mentioned in the catalogue and in the price-list in force are not binding and can be changed without prior notice for the purpose of improving the quality of the products. All products manufactured by RAASM S.p.A. are guaranteed for a period of 5 (five) years from the date of delivery to the first user. The user must keep and show the sales invoice - or an equivalent document - together with the item's serial number in order to make a claim under the RAASM S.p.A. guarantee. The 5 (five) year guarantee does not apply to components which are subject to normal wear and tear (such as gaskets, diaphragms, O-rings, hoses, etc.), electronic components and items that are sold but not manufactured by RAASM S.p.A. (marked with a red asterisk in the current product catalogue) which are guaranteed for 1 (one) year from the date of delivery to the first user.

1 (one) year warranty is valid also for the following products:

- digital litre counters and FCS system;
- cable reels;
- electric, pneumatic or hydraulic motor supplied with our industrial hose reels S. 600 and 700.

Incorrect installation, use or maintenance of the product shall void the warranty. Upon written notice, the articles must be returned free to our Factory for checking and acceptance. In any case, the guarantee expires in the 10th year from the date of manufacture (indicated by the serial number), if the stated expiry takes place before the expiration terms indicated above (1 or 5 years from delivery to the first user).

The manufacturer declines any responsibility for possible inaccuracies contained in this catalogue, due to printing or transcription errors. The manufacturer reserves the right to make any changes or improvements of a functional, technical or aesthetic nature without prior notice.

The publication and the reprint of this price list is forbidden.

RAASM

P/N 10 RESPONSIBILITY

RAASM S.p.A. is exempt from any responsibility and liability for accidents that may occur to persons and property, as a result of or during the use of the equipment, due to or depending on the same whenever the products have been damaged during transport, tampered with or modified, or improperly used, or stored, installed, protected and preserved without complying with the instructions of RAASM S.p.A. as given in the installation, use and maintenance instruction manuals for each product. RAASM S.p.A. is liable for the value for the supplied product and cannot be held responsible in any way for other possible costs or additional costs that the customer may bear.

P/N 11 CONFIDENTIALITY

Information not in the public domain that is exchanged in the execution of the contract is subject to the obligation of confidentiality, secrecy and security; said information is covered as an industrial secret and is of a confidential and reserved nature and may not be disseminated to third parties; its use is permitted exclusively and strictly to execute the supply contract.

P/N 12 INTELLECTUAL PROPERTY RIGHTS

The RAASM trademark, and likewise the name RAASM, RAASM S.p.A., the logo and the other distinctive signs are internationally registered trademarks, and RAASM S.p.A. does not authorise their use and application under any circumstances. Without prior written consent from RAASM S.p.A., the content of catalogues, price lists, instruction manuals and similar, including content on the website may not be reproduced, either entirely or partially, nor may it be transferred by electronic or traditional means, nor may it be modified or utilised by any means and for any purpose. All rights are held by RAASM S.p.A. The customer acknowledges that RAASM S.p.A. holds exclusive ownership of all the parts, images, photographs and signs not in common usage, the content in the catalogues, price lists, instruction manuals and similar and/or present on the website www.raasm.com and/or other channels and/or social networks used by RAASM S.p.A. for their informational and marketing campaigns pursuant to Copyright Law and the Industrial Property Code.

P/N 13 INFORMATION ON THE PROCESSING OF DATA PURSUANT TO ITALIAN LEGISLATIVE DECREE 196/2003

In accordance with article 13 of Italian Legislative Decree 196/2003 - Personal Data Protection Code - you are hereby advised that the processing of the personal data, provided with the purchase of goods or services and/or the supply of goods or services is solely for the purposes of carrying out the contract-based obligations and to comply with the specific requests from customers/ suppliers, as well as adhering to legislative obligations, in particular accounting and tax obligations or to respect orders issued by public authorities or to exercise a right in court. The data shall also be used for commercial statistics for corporate use and to obtain commercial information on our products and services if expressly authorised by the applicant. The processing of data shall be done using hard-copy and computerised procedures, in the manner and within the limits necessary to achieve the aforementioned purposes. Data may be communicated and processed by other companies in the Group for the same specified purposes, and may be made known to employees of our company, consultants and other suppliers, always and exclusively within the limits of the aforementioned purposes. The provision of data is mandatory for the correct execution of the contract and pre-contract based obligations, and failure to do so could result in it being impossible to fully comply with contractual obligations, and make it impossible to provide updates on the new products and services offered by our company. Data shall be processed for the duration of the contract relationship in place and subsequently to fulfil any legal formalities.

P/N 14 RIGHTS OF DATA SUBJECTS

The information is aimed at defining the limits and methods for the processing of data, based on which individual customers and/or suppliers may freely authorise the collection and subsequent use of data. Data subjects are entitled to the rights pursuant to article 7 of the aforementioned Code and in particular, the right to access their personal data, ask for the amendment, update and cancellation thereof, if incomplete, incorrect or collected in violation of the law, and may object to the processing for legitimate reasons, addressing requests in this regard to RAASM S.p.A. Pursuant to the same article the data subject also has the right to request the complete and updated list of the Data Supervisors, and to ask for the cancellation, transformation into anonymous form or blocking of data processed in violation of the law, and to oppose in any case, for legitimate reasons, the processing thereof. To exercise these rights, and in the case of problems or any requests for clarification regarding what has been explained herein, kindly address these to RAASM S.p.A. - Via Marangoni, 33, Cassola (VI) - Italy or to the following email address: info@raasm.com.

P/N 15 DATA CONTROLLER

The Data Controller is RAASM S.p.A. with registered office at Via Marangoni 33, Cassola (VI) – Italy, and this is where the data processing shall take place.

P/N 16 COMPETENT LAW COURT

Any disputes shall be settled by the Law Court of Vicenza, Italy.


The company RAASM S.p.A. holds the exclusive Intellectual Property rights on the RAASM trademark and all rights to its use and reproduction are reserved. The RAASM trademark is a registered trademark and is protected at an international level. No part of the RAASM trademark and its logo may be utilized, copied and/or used in any form, time and space, even by means of improper alterations.


The Intellectual Property rights on the images published in this catalogue are owned exclusively by RAASM S.p.A. and any unauthorized reproduction is prohibited.

Any use in general of the assets protected by the Intellectual Property rights of RAASM S.p.A. is prohibited and is subject to the prior written permission of RAASM S.p.A.



Notes





BRASIN



Ideal for

- Machine tools
- Woodworking machinery
- Marble working machinery
- Construction machinery, concrete mixers, plaster pumps
- Foundry and die casting machines
- Port facilities
- Rubber industry machinery
- Railways, rolling stock
- Mines
- Iron and steel industry
- Machines for iron and steel industry
- Agricultural machinery



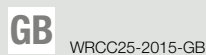
Company with an ISO 9001:2015 certified quality management system

RAASM S.p.A. - 36022 S. ZENO DI CASSOLA (VI)
 Via Marangoni, 33 - ITALY

Export department Tel. +39 0424 571130 - Fax +39 0424 571135

Technical department Tel. +39 0424 571150 - Fax +39 0424 571155

info@raasm.com - www.raasm.com



Authorized dealer

All rights reserved by Raasm S.p.A.